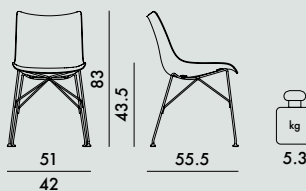
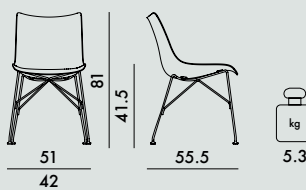




4911
h. sitz 43.5 cm. - Basic Veneer
4912
h. sitz 43.5 cm. - Slatted Ash



5911
h. sitz 41.5 cm. - Basic Veneer
5912
h. sitz 41.5 cm. - Slatted Ash




SITZ
Geschwungenes 3D-Holz
RAHMEN
Verchromter oder lackierter Stahl

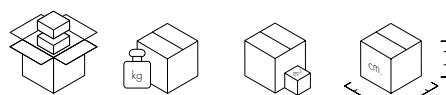
Basic Veneer



Slatted Ash



	erreichte Stufe
EN 1022:2005	konform
EN 16139:2013+AC 2013	konform
EN 1728:2012+AC 2013	
6.4	L2
6.5	L2
6.6	L2
6.17	L2
6.18	L2
6.24	L2
6.25	L2



4911/4912	1	7.9	0.265	53X57X88
5911/5912	1	7.9	0.265	53X57X88