



AJ TABLE

The fixture emits downward directed light. The angle of the shade can be adjusted to optimize light distribution. The shade is painted white on the inside to ensure a soft comfortable light.



Arne Jacobsen

Arne Jacobsen was born and raised in Copenhagen. In 1927, he graduated as an architect from the Royal Danish Academy of Fine Arts in Copenhagen. After graduating, he obtained his first job at the office of the City Architect of Copenhagen launching his own office only two years later.



Set location:
Alpha Dominche



Set location - The Qvest

Product info

Information

The white version is supplied with a white cable. The other versions are supplied with a black cable.

Mounting

Cable type: Plastic cord with plug. Cable length: 2.4 m. Light control: Switch on lamp stand.

Finish

White, Black, Pale Petroleum, Warm Sand, Soft Lemon, Electric Orange, Dusty Blue, Warm Grey, 湿漆。经过抛光处理的不锈钢。

Materials

Shade: Spun steel or stainless steel. Base: Die cast zinc or stainless steel. Stem: Steel or stainless steel.

Class

Ingress protection IP20. Electric shock protection II.

Specification notes

The white version is supplied with a white cable. The other versions are supplied with a black cable. The innovation of light sources is ongoing. Consequently we only inform about the max. wattages.

Light source

Max. diameter: 55 mm

Information

The white version is supplied with a white cable. The other versions are supplied with a black cable.



Related products



AJ Wall



AJ Floor



AJ 50 Wall



AJ Mini Table



AJ Royal













AJ Garden Bollard



AJ Oxford Table Lamp

Product variants

Colour	Cable type	Light source
 Aubergine	Blk pl	-
 Black	Wht pl	1x20W E27
 Dark green		
 Dark grey		
 Dusty blue		
 Electric orange		
 Light grey		
 Midnight blue		
 Pale petroleum		
 Rusty red		
 Soft lemon		
 Stainless steel polished		
 Warm grey		
 Warm sand		
 White		
 Yellow ochre		

Product description

Terse and iconic design
A semi-conical fixture head.
An arm fixed to a round mounting box holds the fixture head.
Fixture head pivots to direct light as needed.
Different colour variants.
Is a member of a product family for both outdoor and indoor.

Mounting

Portable fixture plugs into standard wall outlet.

Light description

The fixture emits glare free, directed light.
Terse and iconic design
Combined direct and indirect light ensures directed light with soft shadows
The shade is painted white on the inside to ensure a soft comfortable light distribution.

Design

Arne Jacobsen

Material

Fixture head and wall box: spun steel, 1.5mm (0.06") thick, wet painted.
Arm: extruded steel, 1.5mm (0.06") thick, wet painted.
Base: cast zinc plated steel, 1.5mm (0.06") thick.
Switch: on/off, phenolic, on base.
Socket: Porcelain, medium base for A-19, frosted envelope lamps.

Weight

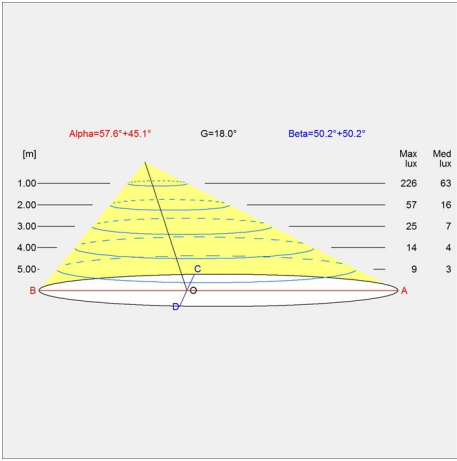
Min: 0.813 kg Max: 3.063 kg

Finish

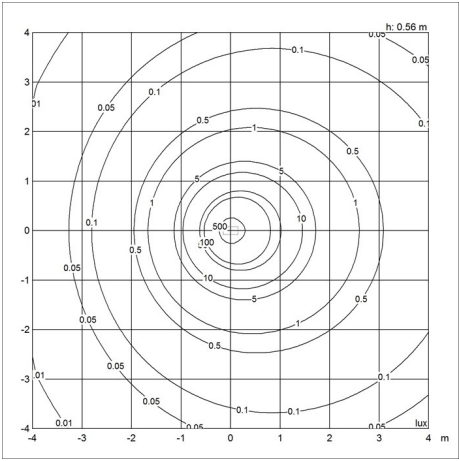
Aubergine, Black, Dark green, Dark grey, Dusty blue, Electric orange, Light grey, Midnight blue, Pale petroleum, Rusty red, Soft lemon, Stainless steel polished, Warm grey, Warm sand, White, Yellow ochre

Light distribution diagrams

Cartesian



Isolux



Polar

