

Norm Bath Towel Ladder



Towel Ladder

Home Accessories—Product Sheet
menu.as

by Norm Architects



Norm Bath Towel Ladder

Product Type

Towel Ladder

Production Process

The Frame is made from bent steel rod on which Wooden bars are fastened.

Dimension (cm / in)

H: 170 cm / 66,9"

W: 60 cm / 23,6"

D: 3,5 cm / 1,4"

Weight item (kg)

2,9 kg

Materials

Powder Coated Steel, Ash or Stained Ash, Leather

Colours

Black (RAL 9005)

White (RAL 9016)

Packaging Type

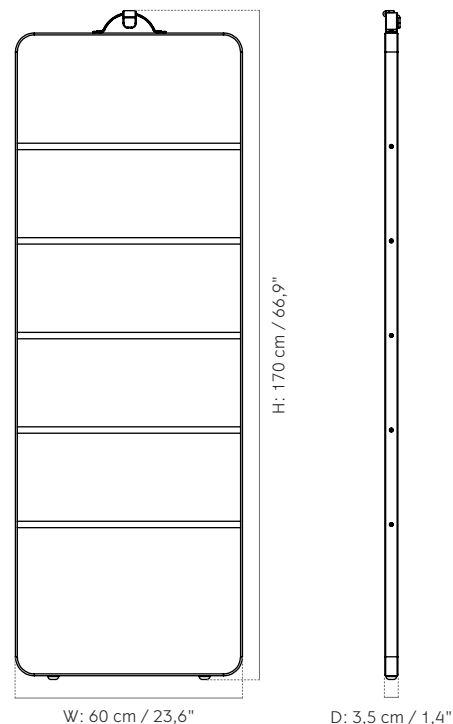
Brown Box

Packaging Measurement (H * W * D)

172,5 cm * 61 cm * 4,5 cm

Care Instructions

Use a soft dry cloth to clean. Do not use any cleaners with chemicals or harsh abrasives. Avoid using water.



Norm Architects set out to create a complete suite of bathroom accessories with precisely this effect. Uniting simple geometry and clean materials, the thoughtful Bath Series designs channel Norm Architects' love of minimalism and functionality.


The Bath Series pedal bins, mirrored-lid container, toothbrush holder, soap pump, toiler roll holder, and toilet brush hold and hide objects in delightfully modern forms. A pared-down, handy wiper keeps shower areas clean and hygienic. Fun, versatile knobs, a towel bar, and a sculptural towel ladder with a leather strap help organise towels or bed linens. And simple, geometric mirrors serve to expand your space and add visual interest while reflecting you and the world you create.

The series is made of powder-coated steel with a matte black or white finish for an elegant, tactile, and easy-to-clean exterior. On their own, each of the Bath Series elements carries enough design value to serve as a focal point in the modern bathroom. Together, they make it easy to curate a zen experience that meets every need while pleasing the senses.


About the Designer

Founded in Copenhagen in 2008 by Jonas Bjerre-Poulsen and Kasper Rønn, Norm Architects specialise in residential architecture, commercial interiors, industrial design, photography and art direction. Today, the group regularly collaborates with MENU, helping to drive the evolution of the brand and its product offerings. Norm Architects' name reflects the group's emphasis on the importance of drawing inspiration from norms and traditions within architecture and design – particularly the Scandinavian design principles of timeless aesthetics and natural materials, and the modernist values of restraint and refinement. Guided by these principles, Norm Architects produce design that unites good materials and craftsmanship, while embodying beauty, traditions, history and, most importantly, timeless simplicity, where there is nothing more to add or take away.

Norm Bath Towel Ladder



Black/Dark Ash
7800579



White/Light Ash
7800679