

Pacific Chair

Edward Barber & Jay Osgerby, 2016



Pacific Chair

Development of the Pacific Chair followed the guiding principle 'full performance, quiet design' and achieved a harmonious combination of these two characteristics. The individual, high-quality components have a consistent design language, lending the Pacific Chair expressive clarity and precision. Its appearance is strongly defined by the backrest, which extends so far down that no mechanical components are visible from behind, with the exception of the base. With its linear silhouette and understated design, the chair is an ideal addition to any contemporary interior.

Although not readily visible, the Pacific Chair offers all the sophisticated functions necessary for ergonomic seating. The height-adjustable back and armrests form part of the same vertically aligned profile. This is a decisive feature of the overall design concept and allows users to sit sideways. The synchronised mechanism

automatically responds to the weight of the respective user, offering an immediate sense of personalised comfort. Further fine adjustments can be carried out quickly and easily thanks to the concealed but intuitively positioned operating elements. The padded backrest comes in three different heights; one height is available with a mesh cover. Components are colour-coordinated in light or dark versions, available with matching functional armrests or elegant aluminium arm supports.

Materials

- **Office swivel chair with height-adjustable or 3D armrests in accordance with EN 1335, Ergonomic Seal of Approval.**
- **Seat mechanism:** synchronised mechanism with automatic weight adjustment and manual fine tuning of backrest resistance with five settings. The backrest can be locked in the upright position. Equipped as standard with seat height and seat depth adjustment. Aluminium casing for seat mechanism, sandblasted or powder-coated (deep black) depending on the frame colour selected. Control lever on seat mechanism always made of polyamide in deep black.

- **Backrest:** medium height, padded. Six adjustable height settings. Polyamide backrest with polyurethane foam padding. Upholstery cover in fabric or leather.
- **Seat upholstery:** polyurethane foam. Seat support in polyamide (deep black). Seat cover in fabric or leather.
- **Armrests:** height-adjustable armrests or 3D armrests with adjustable height, width and depth. Armrest sleeve and operating element in polyamide (deep black or soft grey, depending on the frame colour selected). With soft polyurethane pads (in deep black or dark grey, depending on the frame colour selected). Also available with fixed armrests in die-cast aluminium, polished or powder-coated (deep black) depending on the frame colour selected, optional leather pads. Also available with fixed armrests in die-cast aluminium, polished or powder-coated (deep black) depending on the frame colour selected, optional leather pads.
- **Base:** five-star base in die-cast aluminium, with a polished finish or powder-coated (deep black), or alternately made of polyamide (deep black); equipped with double castors (Ø 60 mm).

1	Pacific Chair	6-7	Aesthetic restraint for interior spaces	12	Dimensions
2-4	Various fields of use				
5	Functions	8-11	Cover material		

Despite its understated design, the Pacific Chair has an unmistakable linear silhouette. The backrest extends downwards to conceal mechanical elements, while the armrests form an integral part of the chairback; visible components are, therefore, reduced to a minimum. The overall effect is one of unassuming serenity.



Pacific Chair with low upholstered backrest

Conference areas and hybrid zones

The Pacific Chair with a low upholstered backrest displays extreme aesthetic restraint. It is a perfect choice for meeting and conference areas as well as hybrid zones, offering comfortable seating for temporary users.

The high-quality structural components are available in colour-coordinated versions, making it possible to mix and match different chair configurations in one setting without any hint of chaos. The Pacific Chair blends in perfectly with the architecture and interior design of contemporary office environments.



Pacific Chair with medium upholstered backrest

Workstations

The medium-height backrest provides comfortable lumbar support, even over prolonged periods of sitting – and also emanates linear simplicity. The back extends so far down that no mechanical components are visible from behind. This makes for a serene and tidy picture even in large office interiors.




Pacific Chair with high upholstered backrest and headrest

Executive office

When equipped with a high backrest and adjustable neck cushion, the Pacific Chair offers additional support in the upper spine. Its understated design has a distinguished aura and is therefore perfectly adapted to office environments with a progressive corporate culture and a transparent structure.

People have a natural urge to move – even when sitting. Ideally, an office swivel chair should not just offer freedom of movement but also promote dynamic sitting. To do this, the chair must be correctly adjusted.





The light frame colour gives the Pacific Chair an inviting appeal.



Selected with a dark frame colour, the chair exudes a young, modern look.



The 'mixed' colour combination lends the Pacific Chair a touch of classical elegance.



Edward Barber & Jay Osgerby

Edward Barber and Jay Osgerby studied architecture together at the Royal College of Art in London. Since that time, they have been working together on the interface between design, furniture design and architecture.




Laser


100% Trevira CS polyester | 520 gr/m²

Laser is a sturdy and striking cover fabric with a distinctive woven structure. Easy to care for and durable like sportswear, the fabric is also highly abrasion-resistant. The economical Laser fabric can also be utilised in office environments.

Laser is available in 35 colours.



Laser



Laser



Plano

100% polyester | 230 g/m²


















Plano is a robust and versatile fabric suited to a wide range of applications, making it an ideal choice for office environments. Due to the flat texture of the polyester weave, Plano has an understated appearance that is compatible with countless products.

Available in 39 colours.



 05 cream white/ sierra grey	 39 yellow/pastel green	 41 classic green/ forest	 12 light grey/ ice blue	 03 parchment/ cream white
 18 light grey/ sierra grey	 68 avocado	 52 mint/forest	 81 blue/coconut	 20 tobacco/ cream white
 19 sierra grey	 61 classic green/ cognac	 17 forest/sierra grey	 13 nero/ice blue	 99 cognac/ parchment
 87 nero/cream white	 34 grass green/ forest	 40 coconut/forest	 43 petrol/nero	 15 pink/sierra grey
				 16 dark red/ ice blue
				 80 coffee

Plano

 84 poppy red/ champagne				
 07 orange	 96 red/cognac	 75 marron/nero	 73 nero/coconut	
 72 poppy red	 97 red/coconut	 67 cognac	 54 brown	 74 sierra grey/nero
 63 red/poppy red	 98 dark red/nero	 11 marron/cognac	 86 dark blue/brown	 62 dark grey/nero
			 69 dark grey	 66 nero

Plano




Volo

85% new wool, 15% polyamide | 435 gr/m²

Volo is a finely structured wool blend with a refined weave that gives it an elegant appearance. This expressive textile shows strong solid colours to full advantage while simultaneously offering pleasant tactile qualities. With its soft look and appealing texture, Volo is a perfect fit for home interiors, but it is also well suited for use in the contract sector.

Volo is available in 17 colours.




Volo

Twill

70% new wool, 30% polyamide |

Twill 325 g/m²

The high percentage of natural fibres gives Twill very pleasant tactile qualities and an inviting, elegant appearance. Twill is extremely durable and has excellent abrasion resistance (min. 100,000 Martindale cycles, DIN EN ISO 12947-2). Available in 18 colours.



Twill



Premium Leather

Thickness 1,1-1,3 mm, semi-aniline-leather

Premium leather is a relatively smooth cowhide leather with a flat grain and fine top sheen. It is dyed-through and lightly pigmented. The semi-aniline leather is soft to the touch, like a leather glove.

Premium leather is available in 22 colours.



Leather Premium Armrest upholstery for fixed armrest

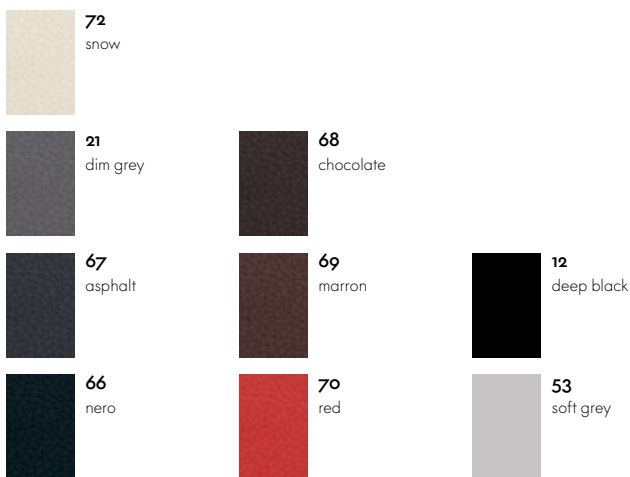



Leather

Thickness 1,1-1,3 mm, pigmented leather

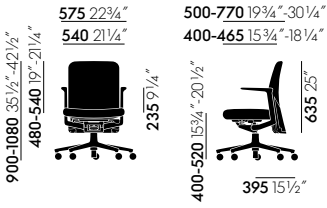
The standard grade leather used by Vitra is a robust cowhide leather, dyed-through, pigmented and embossed with an even grain pattern. Since it is hard-wearing and easy to maintain, it can also be used in office environments.

Standard Leather is available in 7 colours.

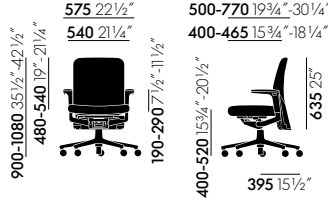


Leather

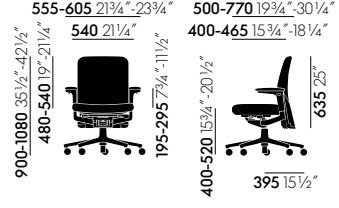
Clothes hanger



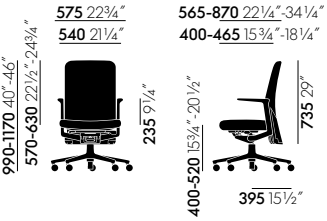
Pacific Chair with low upholstered backrest and non-adjustable armrests



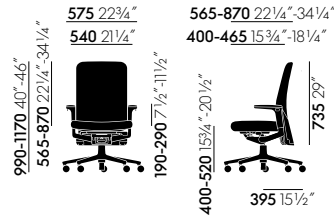
Pacific Chair with low upholstered backrest and height-adjustable armrests



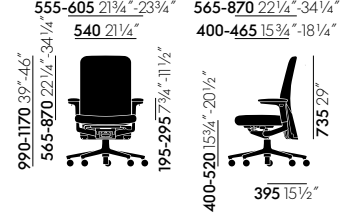
Pacific Chair with low upholstered backrest and 3D armrests



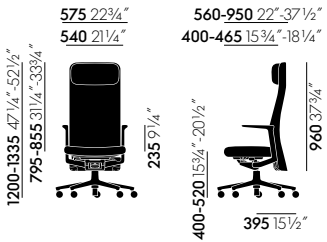
Pacific Chair with upholstered medium-height backrest and fixed armrests



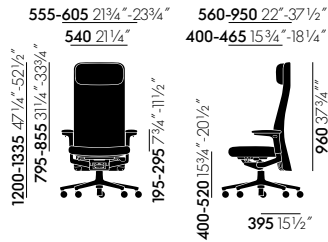
Pacific Chair with upholstered medium-height backrest and height-adjustable armrests



Pacific Chair with upholstered medium-height backrest and 3D armrests



Pacific Chair with high upholstered backrest and non-adjustable armrests



Pacific Chair with high upholstered backrest and 3D armrests

