

Plywood Group

Charles & Ray Eames, 1945/1946

vitra.



LCM Calf's Skin

LCW Leather

LCW

LCW Calf's Skin

DCM

DCW

Charles and Ray Eames spent many years experimenting with new techniques for producing three-dimensionally moulded plywood seat shells that conformed to the contours of the human body. They achieved this with the chairs in the Plywood Group, which have matured into classics with an appearance that still looks contemporary today. For the Plywood Group, they also combined the seats and backs with different bases. Thanks to the organic shape of the plywood shells and the slightly flexible backrests, these light and compact chairs are extremely comfortable – also in the versions without upholstery.

The iconic design of the LCM (Lounge Chair Metal) by Charles and Ray Eames adds a striking accent to any room, and the chair's compact proportions make it especially well suited for smaller lounges and lobbies.

Materials

• LCM = Lounge Chair Metal

- **Back/seat:** moulded plywood with face veneer in ash or walnut.
- **Upholstery:** thin foam padding, covered in leather (LCW Leather) or calfskin hide (LCW Calf's Skin).
- **Base:** tubular steel, chrome-plated or powder-coated. Seat and backrest attached to the base with shock mounts (bonded rubber and metal connectors).

• LCW = Lounge Chair Wood

- **Back/seat:** moulded plywood with face veneer in ash or walnut.
- **Upholstery:** thin foam padding, covered in leather (LCW Leather) or calfskin hide (LCW Calf's Skin).
- **Base:** moulded plywood with same face veneer as the back and seat. Seat and backrest attached to the base with shock mounts (bonded rubber and metal connectors).

• DCM = Dining Chair Metal

- **Back/seat:** moulded plywood with face veneer in ash or walnut.
- **Base:** tubular steel, chrome-plated or powder-coated. Seat and backrest attached to the base with shock mounts (bonded rubber and metal connectors).

• DCW = Dining Chair Wood

- **Back/seat:** moulded plywood with face veneer in ash or walnut.
- **Base:** moulded plywood with same face veneer as the back and seat. Seat and backrest attached to the base with shock mounts (bonded rubber and metal connectors).



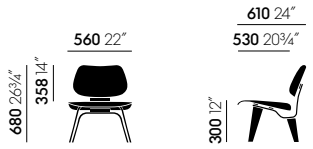
LCM



LCM Calf's Skin



Plywood Group DCM



LCW




LCW Calf's Skin



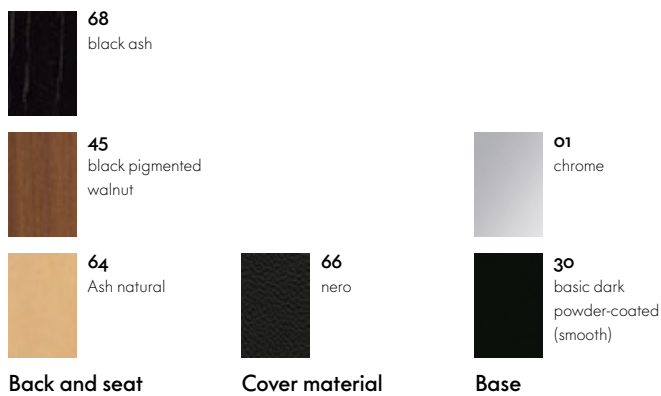
DCW

Surfaces and colours







LCM







LCM Leather






LCM Calf's Skin

<p>64 Ash natural</p> 	+	<p>brown/white</p> 
<hr/>		
<p>68 black ash</p> 	+	<p>black/white</p> 
Back and seat		Cover material
<hr/>		
<p>01 chrome</p> 		
<p>30 basic dark powder-coated (smooth)</p> 		
Base		


LCW Calf's Skin

<p>64 Ash natural</p> 	+	<p>brown/white</p> 
<hr/>		
<p>68 black ash</p> 	+	<p>black/white</p> 
Back and seat / base		Cover material

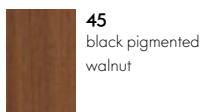
LCW

<p>66 red ash</p> 	<p>64 Ash natural</p> 
<p>68 black ash</p> 	<p>45 black pigmented walnut</p> 
Back and seat / base	


DCM




68
black ash



45
black pigmented
walnut



64
Ash natural



01
chrome




30
basic dark
powder-coated
(smooth)


**Back and seat /
base**

Base


DCW



68
black ash



45
black pigmented
walnut



64
Ash natural

**Back and seat /
base**

